



AMERICAN
BUILDING
COMPONENTS



Post-Frame
METAL ROOFING



Trusted Leader Since 1908

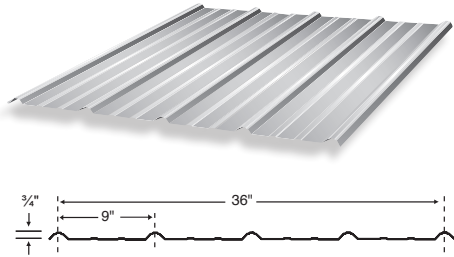
American Building Component's roots run deep in the post-framing industry. For more than 100 years we have learned about your unique needs and have been committed to providing the most trusted metal roofing panels and trim available. Whether you need to match an existing roof profile or you are ready to start a new project, ABC provides a variety of colors, gauges and profiles to fit all your post-frame and siding needs.

Quality

Our top priority is your satisfaction. When you buy ABC products you are investing in the highest quality metal roofing and accessories in the industry, backed by some of the best warranties available. As a proud member of the Cornerstone Building Brands family of companies, ABC draws significant product development and distribution strength from an extensive network of partner companies. With ABC metal panels and trim, you get the peace of mind that you have prolonged the life of your roof and improved the value of your home.

MasterRib®

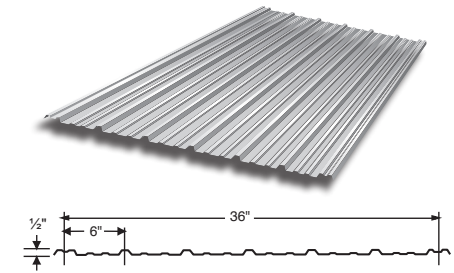
The MasterRib® panel system is an exposed fastened offering that can be used for both roof and wall applications. MasterRib® is ideal for residential, agricultural, light commercial and storage buildings. It also works well for canopies. Further protect your investment with Drip Stop technology. Drip Stop protects against moisture that can condense on the underside of metal panels and cause water damage.



Applications: Roof and Wall
Coverage Widths: 36"
Rib Spacing: 9" on center
Rib Height: 3/4"
Minimum Slope: 3:12
Panel Attachment: Exposed Fastening System
Gauges: 29 (standard); 26 (optional)
Finishes: Smooth (standard); Embossed (optional)
Coatings: Galvalume Plus®, Signature® 200

Ameri-Drain®

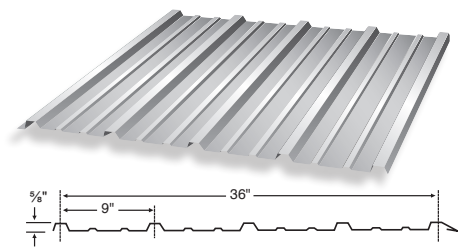
As one of the more popular metal panels for the post-frame market, the 29-gauge Ameri-Drain® panel provides a traditional aesthetic and the durability necessary for your building project.



Applications: Roof and Wall
Coverage Widths: 36"
Rib Spacing: 6"
Rib Height: 1/2"
Panel Attachment: Exposed Fastening System
Gauges: 29 and 26
Coatings: Galvalume Plus®, Signature® 200

Perma-Clad®

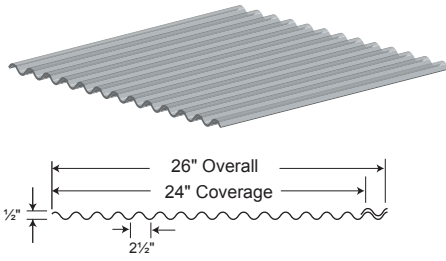
Perma-Clad® metal panels are designed for the unique needs of the post-frame light commercial and residential markets. It offers excellent durability in all types of weather including rain, wind and snow, making it the panel of choice for all climates. Perma-Clad® can be installed over a solid, water-proofed deck when used as a roof panel and is available in cut-to-the-inch lengths.



Applications: Roof and Wall
Coverage Width: 36"
Rib Spacing: 9" on center
Rib Height: 5/8"
Panel Attachment: Exposed Fastening System
Gauges: 29 (standard); 26 (optional)
Finishes: Smooth (standard)
Coatings: Galvalume Plus®, Signature® 200

2 1/2" Corrugated


ABC recognizes the importance of reliability and structural security when choosing the perfect panel for your project. Designed with bold curves and uncompromised strength, the 2 1/2" Corrugated panel provides a traditional metal roof and wall aesthetic.



Coverage Widths: 24"
Rib Spacing: 2 1/2" on center
Rib Height: 1/2"
Panel Attachment: Exposed Fastening System
Gauges: 29 (standard); 26 (optional)
Finishes: Smooth (standard)
Coatings: Galvalume Plus®, Signature® 200

Monarch Rib®

ABC knows that rural settings require an economical and durable roof solution, which is why we offer the Monarch Rib® panel. Monarch Rib® gives agricultural professionals the high quality and performance they require.



Applications: Roof
Coverage Width: 36"
Rib Spacing: 9"
Rib Height: 5/8"
Panel Attachment: Exposed Fastening System
Gauges: 29 and 26
Coatings: Galvalume Plus®, Signature® 200

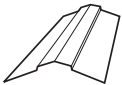


Trim Application

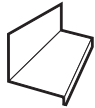
ABC offers one of the broadest selections of post-frame trim applications with the ability to meet all of your needs. With the capability of matching soffits and gutters, we take it one step further by manufacturing trim in up to 20 feet lengths. ABC understands the importance of consistency and a smaller error margin which is why we are happy to manufacture a wide variety of roll formed trims. Whether you are experienced or just beginning, ABC provides the tools to create custom trim for new or existing applications. For use with 29-gauge thru-fastener panels. Refer to installation guide for details.

Contact your sales manager or visit abcmetalroofing.com for details.

LG 101 PLAIN RIDGE CAP



LG 104 NOTCHED ENDWALL FLASHING



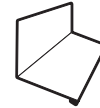
LG 105 NOTCHED UPPER GAMBREL FLASHING



LG 106 NOTCHED LOWER GAMBREL FLASHING



LG 107 DENVER ENDWALL FLASHING



LG 108 SIDEWALL FLASHING



LG 109 DENVER SIDEWALL FLASHING



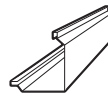
LG 110 BASE TRIM



LG 111 SQUARE BASE ANGLE



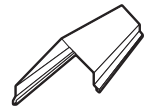
LG 113 CORNER TRIM



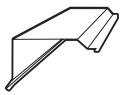
LG 115 INSIDE CORNER



LG 117 RAKE TRIM



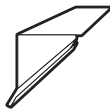
LG 118 DENVER GABLE



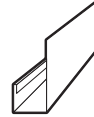
LG 119 EAVE FLASHING



LG 120 DENVER EAVE TRIM



LG 123 "J" CHANNEL



LG 125 9/16" DOOR JAMB



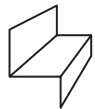
LG 126 DOOR POST TRIM



LG 129 WINDOW DRIP CAP



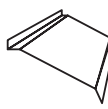
LG 130 SLIDING DOOR DRIP CAP



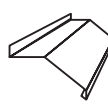
LG 131 NATIONAL DOOR TRACK COVER



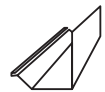
LG 132 COMBO TRACK COVER



LG 133 TOP MOUNT TRACK COVER



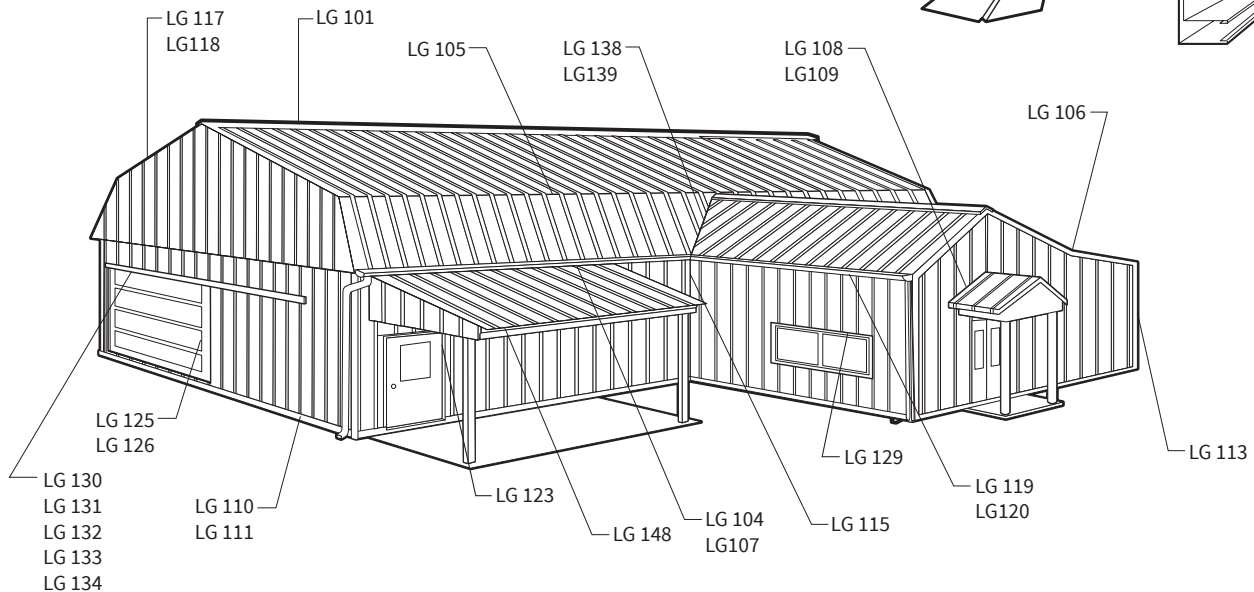
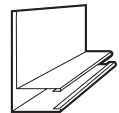
LG 134 TRACK DOOR JAMB TRIM



LG 138 / LG 139 "W" FORMED VALLEY



LG 148 "F" CHANNEL



Warranty Options



Premium

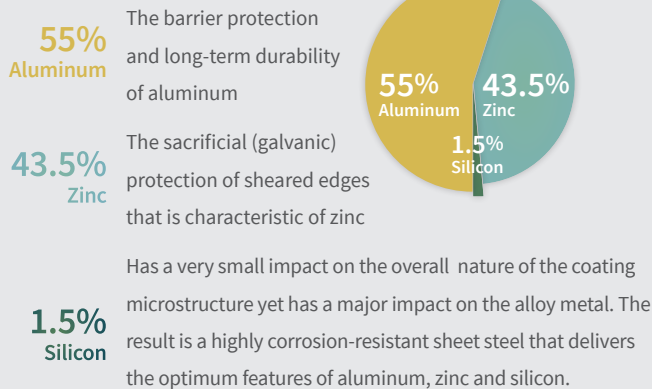
ABC Premium panels are the metal roofing industry's gold standard. Manufactured with 29 gauge steel in a variety of colors to choose from, Premium panels are backed with a 45-year paint warranty with 30-year chalk & fade coverage. You won't find a better material for your light gauge roofing and building needs.

Galvalume®

Our Galvalume Plus® panels feature an acrylic coating over a durable Galvalume surface to maximize longevity in the field. In addition to the 40-year limited warranty for unpainted Galvalume Plus panels, the Metal Construction Association and the Zinc Aluminum Coaters Association released a recent study that shows the expected life span of a low-slope unpainted Galvalume standing seam roof is over 60 years.

Why Galvalume®?

Galvalume® is a combination of aluminum, silicon and zinc, which is applied to steel through a patented hot-dip process.



Galvalume® vs. Galvanized

Galvalume® contains an aluminum-rich dendritic structure which helps to inhibit the corrosion rate up to four times better than the galvanized G-90.

Prepainted Galvalume® exhibits a different corrosion behavior along the drip edge compared to Galvanized. The zinc-rich areas tend to sacrifice preferentially leaving an aluminum-rich phase to retain the bond with the paint and hold the products of corrosion in place, slowing the rate of undercutting corrosion.

Prepainted Galvanized G-90 sufficient zinc corrosion along with loss of paint to the strip edge results in a lack of protection to the steel edge and surface.

Our Signature® 200 Paint System represents one of the most sophisticated silicone polyester coatings available. It offers optimum exterior protection, and resistance to chemical corrosion and ultraviolet radiation. Signature Series comes with 45-year warranty protection for all ABC panels in every available color.

Low Quality vs. High Quality

Fade

Fading is caused when substances in the environment attack the pigments in paint and cause the color to change. The right pigment is critical in formulating a finish that will resist fading. The durability and performance of ceramic and select inorganic pigments have been proven with hundreds of years of use in porcelain and ceramic products. Signature® 200 paint only uses ceramic or inorganic pigments.

Chalk

The stronger the resin, the more resistant it is to the sun and the environment. Chalking is caused by degradation of the resin system at the surface of the finish, due predominantly to ultraviolet (UV) rays. As the resin system breaks down, resin particles take on a white (chalking) appearance, as embedded pigment particles lose their adhesion to the film. Signature® 200 paint incorporates a 30% SMP Resin, one of the strongest in the marketplace.

Prepainted Metal Roofs

ABC panels are painted using a multi-step process to achieve an attractive and durable finish. To inhibit corrosion and promote paint adhesion, the steel is first pretreated. Next, an epoxy modified polyester primer is laid down to improve adhesion and flexibility. Finally, a 30% siliconized modified polyester (SMP) topcoat is set down, which minimizes chalk and fade.

Positive Partnership

ABC partners with a high quality paint system supplier and multiple coating facilities, so we can match and deliver any paint or custom color. Durable painted finishes offer ease of maintenance and lasting beauty.

Delivery

ABC's commitment to quality and service extends beyond the product itself. Our goal is complete customer satisfaction on every project from start to finish, which is why each job is tracked internally by the most knowledgeable staff in the industry. After your order is properly packed and weighed for safe transportation, our fleet of delivery trucks provide accurate and on time delivery to any location.

ABC offers a broad selection of post-frame trim accessories to meet your every need. Capable of matching soffits and gutters, we manufacture a wide variety of roll formed trim in lengths up to 20 feet. Regardless of your level of experience, ABC has the tools and experience to create the custom trim you want for any new or existing application.

Contact your sales manager or visit abcmetalroofing.com for details

800.877.8709 | abcmetalroofing.com | shop.abcmetalroofing.com

© 2025 American Building Components, part of **Cornerstone Building Brands**, Inc. ALL RIGHTS RESERVED. 0805209991105/RevF/MS/1225

